

WetEdge[®]
TECHNOLOGIES

*The Next Generation[®]
of Pool Finishes*



Our Story

The Wet Edge Technologies® story began years ago as our leader, Laurence Turley, started his career as a metallurgical process consultant for mining companies. His work centered on metal extraction from mineral ores, with emphasis on chemical and mechanical flow sheet design efficiency. Laurence never settled on the status quo and was always improving on plant efficiency. He holds two patents on rock crushing and pulverizing machines.

As his career evolved it focused on the swimming pool industry. As with all of his endeavors he began to look for ways to improve on existing pool finishes. He also brought new products into play, including many he had come across in remote locations around the globe. Over the years he built an infrastructure that serves Wet Edge from plants and mine locations in Arizona, Mississippi, New Zealand, Mexico, South America and Asia. He formulated cement admixtures using the latest German engineered polymers, that are used in all of the Wet Edge Technologies® product lines.

It wasn't long before Wet Edge Technologies® grew into an industry leader. The passion and innovative spirit that sparked the Wet Edge Technologies® brand in 2005 still remains a driving force today, and is evident in its ever growing product line and solid reputation. Governed by a corporate philosophy of growth, improvement, quality and integrity the Wet Edge Technologies® family continues to search out new and exciting possibilities that will offer pool owners lasting beauty and value for years to come.

Quality Materials & Processing

- Sourced from Around the World
- Naturally Round Pebbles
- Quarries Owned and Operated by Wet Edge
- State-of-the-Art Processing Plants in Arizona, Mississippi and New Zealand

Pebble Edge® Admixtures

- Latest Scientific Advancement in Cement Technology
- Formulated with Concentrated German Engineered Polymers
- Increases Durability, Strength and Workability
- Fortifies the Cement for Superior Bonding
- Contains Pozzolans, Polymers and Acti-Plex®

Certified Installers

- Chosen for their Commitment to Quality & Service
- Certification Program includes Continuing Education
- Knowledge & Support Exchange Forum Member



"The Wet Edge Story"





“Discover the Wet Edge Difference”

- Quarry & Plant Ownership Guarantee
Consistent Supply and Uniform Material
- Pebble Edge Admixture Provides Extra Assurance for a Long Lasting Pool Finish
- Professional Quality Application by Reputable Installers



Chandler/Mesa

Company Offices and Production Facility Drying, Blending, Bagging Capacity 18,000 Bags per 8 hours



Mesa, Arizona Plant



Chandler, Arizona Railroad Transfer Station and Raw Material Storage



Warehouse Facilities, Eloy AZ. 10 Acres of Buildings, 85 Acres Land

Picayune, Mississippi

Offices, Testing Laboratory & Production Drying, Blending, Bagging Capacity 18,000 Bags per 8 Hours



Golden Pearl Pebble, Picayune, Miss. Quarry



Picayune, MS Plant



New Zealand

Quarry & Plant Production Sizing, Crushing, Drying, Bagging Capacity 4,000 Bags per 8 Hours



Chile



Source • Producer • Direct to Market

For more product information, please visit www.wet-edge.com



- Fortified with the Pebble Edge Admixture
- Naturally Round Pebbles
- Super Smooth and Vibrantly Colored Glass Bead Accents
- Long Lasting Durable Pebble Finish
- Timeless Beauty
- Easiest Pool Finish to Maintain
- Applied by a Wet Edge Certified Installer



scan to watch video



Southern Lights



Constellation



Moonlight



Twilight



Polar Star



Blue Lagoon



Morning Light



Eclipse



Night Sky



Indigo Blue



Kaleidoscope



Deep Sea Blue



Glossy Black



Prism Matrix™ Indigo Blue



Prism Matrix™ Southern Lights



Prism Matrix™ Indigo Blue



Prism Matrix™ Blue Lagoon



Prism Matrix™ Constellation



Prism Matrix™ Kaleidoscope



Prism Matrix™ Deep Sea Blue



Prism Matrix™ Glossy Black



Prism Matrix™ Moonlight



Prism Matrix™ Blue Lagoon

You can expect the color of the water to vary depending on a variety of influences such as the position of the sun, whether the day is sunny or overcast, the pool design, the landscaping around the pool and the pool depth. Water color is considered to be subjective and your watercolor will be unique to your pool and its surroundings. Product samples may vary from printed samples. Finish color and consistency may differ due to variations in natural materials, plastering techniques and pool water chemistry. Ask your contractor for a product sample. It is recommended that you view several pools when making a choice on a WetEdge pool finish. Some WetEdge Pool Finishes contain shell blend or moon dust which are crushed abalone and mother of pearl shells. Because of the unique composition of these shells they are not guaranteed from long-term breakdown of loss of color due to pool water chemistry.




- Fortified with the Pebble Edge Admixture
- Luxuriously Smooth and Resilient Texture
- Colorful Glass Accents available in some colors
- Lowest Lifecycle Cost Finish
- Never have to re-plaster, restore by re-polishing
- Applied by a Wet Edge Certified Installer




scan to watch video


Architectural Series



Tourmaline



Basalt



Lazurite




Hematite

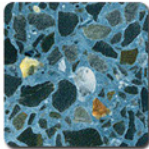
Signature Series



Ivory Mist




Evergreen



Midnight Breeze



Blue Pacific Coast




Caribbean Coast



Riviera Coast



Tahoe Coast



Nightfall



Primera Stone® Ivory Mist



Primera Stone® Azure Treasure

Treasure Series

The addition of color-coated glass in these three colors creates a prismatic dimension that sets it apart. The recycled glass is a truly "green" material and the color coating process has a worldwide patent. The glass creates a sparkle and star like appearance that no other material can match.




Sky Blue Treasure



Grigio Treasure



Azure Treasure



Sapphire Treasure



Diamond Head Treasure



Primera Stone® Blue Pacific Coast



Primera Stone® Sapphire Treasure



Primera Stone® Midnight Breeze



Primera Stone® Caribbean Coast

You can expect the color of the water to vary depending on a variety of influences such as the position of the sun, whether the day is sunny or overcast, the pool design, the landscaping around the pool and the pool depth. Water color is considered to be subjective and your watercolor will be unique to your pool and its surroundings. Product samples may vary from printed samples. Finish color and consistency may differ due to variations in natural materials, plastering techniques and pool water chemistry. Ask your contractor for a product sample. It is recommended that you view several pools when making a choice on a WetEdge pool finish. Some WetEdge Pool Finishes contain shell blend or moon dust which are crushed abalone and mother of pearl shells. Because of the unique composition of these shells they are not guaranteed from long-term breakdown of loss of color due to pool water chemistry.

Satin Matrix

PREMIUM PEBBLE FINISH


- Fortified with the Pebble Edge Admixture
- Small Naturally Round Pebbles
- Long Lasting Durable Pebble Finish
- Timeless Beauty
- Easiest Pool Finish to Maintain
- Applied by a Wet Edge Certified Installer



scan to watch video



Supreme White



Cool Blue



Northshore Gold



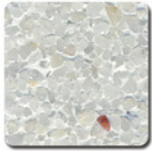
Northshore Caribbean



Northshore Tahoe



Northshore Plum



Polar White



White Diamonds



Aqua Blue



Smokey Grey



Irish Creme



Black Velvet



Tahitian Blue



Tahitian Tropical



Antigua



Midnight Sea



You can expect the color of the water to vary depending on a variety of influences such as the position of the sun, whether the day is sunny or overcast, the pool design, the landscaping around the pool and the pool depth. Water color is considered to be subjective and your watercolor will be unique to your pool and its surroundings. Product samples may vary from printed samples. Finish color and consistency may differ due to variations in natural materials, plastering techniques and pool water chemistry. Ask your contractor for a product sample. It is recommended that you view several pools when making a choice on a WetEdge pool finish. Some WetEdge Pool Finishes contain shell blend or moon dust which are crushed abalone and mother of pearl shells. Because of the unique composition of these shells they are not guaranteed from long-term breakdown of loss of color due to pool water chemistry.

Pearl Matrix

PREMIUM PEBBLE FINISH

- ▶ Fortified with the Pebble Edge Admixture
- ▶ Naturally Round Pebbles
- ▶ Long Lasting Durable Pebble Finish
- ▶ Timeless Beauty
- ▶ Easiest Pool Finish to Maintain
- ▶ Applied by a Wet Edge Certified Installer



White Pearl



Chilean Beach Gold



Chilean Beach Caribbean



Chilean Beach Tahoe



Chilean Beach Plum



Soft White



Aqua Pearl



Dove Grey



Jet Black



New Zealand Blue



New Zealand Tropical



Black Magic



Mediterranean



Midnight Ocean



You can expect the color of the water to vary depending on a variety of influences such as the position of the sun, whether the day is sunny or overcast, the pool design, the landscaping around the pool and the pool depth. Water color is considered to be subjective and your watercolor will be unique to your pool and its surroundings. Product samples may vary from printed samples. Finish color and consistency may differ due to variations in natural materials, plastering techniques and pool water chemistry. Ask your contractor for a product sample. It is recommended that you view several pools when making a choice on a WetEdge pool finish. Some WetEdge Pool Finishes contain shell blend or moon dust which are crushed abalone and mother of pearl shells. Because of the unique composition of these shells they are not guaranteed from long-term breakdown of loss of color due to pool water chemistry.

Supreme Matrix

PREMIUM PEBBLE FINISH

- Fortified with the Pebble Edge Admixture
- Small Naturally Round Pebbles
- Long Lasting Durable Pebble Finish
- Timeless Beauty
- Easiest Pool Finish to Maintain
- Applied by a Wet Edge Certified Installer



scan to watch video




Ariel Blue




Steel Blue



Picasso Blue



Cadet Blue



Celestial Blue



Powder Blue




Summer Sky



Brilliant Blue



Lapis Blue



Capri



Cerulean Blue



You can expect the color of the water to vary depending on a variety of influences such as the position of the sun, whether the day is sunny or overcast, the pool design, the landscaping around the pool and the pool depth. Water color is considered to be subjective and your watercolor will be unique to your pool and its surroundings. Product samples may vary from printed samples. Finish color and consistency may differ due to variations in natural materials, plastering techniques and pool water chemistry. Ask your contractor for a product sample. It is recommended that you view several pools when making a choice on a WetEdge pool finish. Some WetEdge Pool Finishes contain shell blend or moon dust which are crushed abalone and mother of pearl shells. Because of the unique composition of these shells they are not guaranteed from long-term breakdown of loss of color due to pool water chemistry.

Luna Quartz


PREMIUM POOL FINISH

- ▶ Fortified with the Pebble Edge Admixture
- ▶ 100% Naturally Round Quartz
- ▶ Moondust Sparkle in Each Color Except Polar White
- ▶ Long Lasting and Durable Quartz Finish
- ▶ Applied by a Wet Edge Certified Installer



scan to watch video

Quartz finishes are subject to cosmetic issues that are prevalent in cementitious products. Pigmented quartz colors may increase the possible look of mottling, swirling and trowel marks. The possible uneven appearance is sometimes referred to as a faux finish.



Add **Moon Dust** to any Luna Quartz® pool finish for a glitter effect in your swimming pool. The particles of **Moon Dust** look like individual points of light. Upgrade charges will apply.

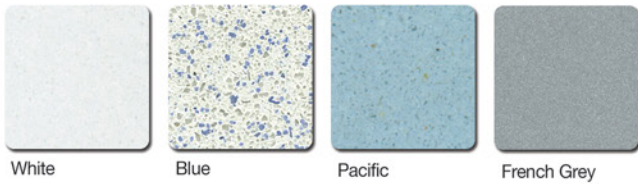
Altima

PREMIUM POOL FINISH

- ▶ Fortified with the Plaster Edge Admixture
- ▶ Marble and Quartz Blend
- ▶ Long Lasting and Durable Plaster Finish
- ▶ Applied by a Wet Edge Certified Installer



scan to watch video



For an extra dimension of color we have included Quartz FX® in some of the Altima® Pool Finish colors. The Quartz FX® is coated with a proven and time-tested enamel resin that is extremely chemical and U.V. resistant.



You can expect the color of the water to vary depending on a variety of influences such as the position of the sun, whether the day is sunny or overcast, the pool design, the landscaping around the pool and the pool depth. Water color is considered to be subjective and your watercolor will be unique to your pool and its surroundings. Product samples may vary from printed samples. Finish color and consistency may differ due to variations in natural materials, plastering techniques and pool water chemistry. Ask your contractor for a product sample. It is recommended that you view several pools when making a choice on a WetEdge pool finish. Some WetEdge Pool Finishes contain shell blend or moon dust which are crushed abalone and mother of pearl shells. Because of the unique composition of these shells they are not guaranteed from long-term breakdown of loss of color due to pool water chemistry.

Water Color Hue Guide

A pool's water color is always changing. It is never the same from one moment to the next. The hue can change when viewing it from one side to the other, from morning to late afternoon or from a cloudy to a sunny day. To want to capture a particular hue forever is simply not possible. Like nature, it may be better to appreciate that the pool water color is a living form of art to be enjoyed for its own uniqueness.

The Wet Edge products are grouped below "in a most cases" hue. Each pool water color is unique to the pool surroundings, water chemistry, depth and size. To learn more about pool water color influences download our free eBook Water Color Hue Guide at www.wetedge technologies.com/watercolor.

Blue Hues

Blue Hues Light

Prism Matrix

Polar Star, Southern Lights

Primera Stone

Ivory Mist, Sky Blue Treasure, Tourmaline

Satin Matrix

Cool Blue, Polar White, Supreme White, White Diamonds

Pearl Matrix

Soft White, White Pearl

Supreme Matrix

Ariel Blue

Luna Quartz

Martinique, Polar White

Altima

Blue, White

Blue Hues Medium

Prism Matrix

Morning Light

Primera Stone

Azure Treasure, Basalt, Blue Pacific Coast, Caribbean Coast, Grigio Treasure, Lazurite, Riviera Coast, Sapphire Treasure, Tahoe Coast

Satin Matrix

Aqua Blue, Smokey Grey, Tahitian Blue

Pearl Matrix

Aqua Pearl, Dove Grey, New Zealand Blue

Supreme Matrix

Brilliant Blue, Lapis Blue, Powder Blue, Steel Blue, Summer Sky

Luna Quartz

Bermuda, Key West, Pacific

Altima

French Grey, Pacific

Blue Hues Medium Dark

Prism Matrix

Eclipse, Indigo Blue, Moonlight

Satin Matrix

Antigua

Pearl Matrix

Mediterranean

Luna Quartz

Aruba



Aquamarine Hues

Aquamarine Hues Light

Prism Matrix

Blue Lagoon

Satin Matrix

Northshore Caribbean

Pearl Matrix

Chilean Beach Caribbean

Supreme Matrix

Celestial Blue

Aquamarine Hues Medium

Pearl Matrix

Kaleidoscope

Satin Matrix

Irish Crème, Tahitian Tropical

Pearl Matrix

New Zealand Tropical

Aquamarine Hues Medium Dark

Prism Matrix

Twilight, Constellation

Satin Matrix

Northshore Tahoe, Northshore Plum

Pearl Matrix

Chilean Beach Tahoe, Chilean Beach Plum

Supreme Matrix

Cadet Blue, Capri, Cerulean Blue, Picasso Blue

Luna Quartz

Montego



Aqua Green Hues

Aqua Green Hues Light

Satin Matrix

Northshore Gold

Pearl Matrix

Chilean Beach Gold



Black Bottom Hues

Due to the intense color black bottom pools are highly influenced by The water color hue cast by black bottom pools can be either blue or green.

Prism Matrix

Deep Sea Blue, Glossy Black, Night Sky

Primera Stone

Diamond Head, Evergreen, Hematite, Midnight Breeze, Nightfall

Satin Matrix

Black Velvet, Midnight Sea

Pearl Matrix

Black Magic, Jet Black, Midnight Ocean

Luna Quartz

Madagascar, St Maarten



Now that you've chosen your pool finish, what pool water color are you looking for?

What color hue do you want your pool water to cast?

Most pool finishes fall under only a few hue categories. Within the categories the hues will range from light to dark.

Blue Hues



Aquamarine Hues



Aqua Green Hues



Black Bottom Hues



What is more important to you, the water color at a distance or the pool finish close-up?

For example some of the most beautiful water colors use grey pigment to color the cement. Even though the water color is a stunning blue some people don't want to stand on the deck and look down on a grey finish. Generally pools are enjoyed from a distance.



Do you want the pool to pop with a vibrant color or to be subdued and blend with the surroundings?



Now that you've answered those questions it is time to consider the 5 most common variables that can affect water color. As you learn about the variables contemplate how they may influence water color in your own pool's setting.

Size and Depth

Water is clear so the deeper the water the more refraction. If you have a shallow pool and prefer a deep water color you may want to choose a darker colored finish than you planned. Keep in mind that trying to achieve a deep and dark water color may not be possible in a small play pool.

Sunlight

Pool water color will change throughout the day depending on the amount of sunlight, unless of course the pool is entirely shaded throughout the day. Full sun on the pool reflects more and shows off the pool water color. Cloudy days, early mornings and evenings or times when the pool is shaded by trees or structures the pool water will appear more clear.

Surroundings

Hardscape material colors and landscape both will have an influence on the pool water color. A significant amount of red, gold, green and brown hardscape surrounding the pool could impact the color and possibly add more teal or green to the hue. A large amount of green foliage close to the pool can also cause a pool finish to appear more teal.

Water Chemistry

Unbalanced water can distort the typical hue of a pool finish. A normally blue hued pool water color could appear green. Some pools especially those on well water with a high content of metals will cast a green hue. Organic material such as leaves and pine needles in the pool will change the pool water color.

Preconceived Ideas

How different are the variables of the pool you are looking at whether it be in a brochure or actual pool site viewing from the variables for your "soon to be" pool?

Keep in mind the differences in your own pool's size, depth and surroundings. For instance, if you are viewing a large deep pool and your pool is a small play pool be aware that your pool water color will not be as rich of a tone. Your pool may not receive much sunlight and the pool you are viewing is in full sun. If you are still in the layout phase you may want to situate your pool in a different place in your yard. Take a good look at your hardscape material colors and ask what role they could play in determining the pool's watercolor.

Multimedia and Print Disclaimer

Cameras, lens filters, brochure papers are all different and therefore may capture a different hue. Please keep in mind that computer monitors will vary too.

Our brochure and website will give you a good idea of water color in a normal condition, but know that every pool is unique. Remember the influences of size, depth, sunlight, surrounding materials and water chemistry all have a factor in determining water color.



Download our eBook and Watch our Video **"How to Choose a Water Color"** for an in depth look at actual pictures depicting these variables.



Need some help selecting a water color?
Download our eBook and Watch our Video
"How to Choose a Water Color"
www.wetedgetechnologies.com/watercolor



4322 South 80th Street, Mesa, AZ 85212

Toll Free: 877.984.4687 Local: 480.984.4687 Fax: 480.984.4697

www.wet-edge.com

